

OIMB GK12 CURRICULUM

Kindergarten

30 minutes

POND REVIEW AND BINGO

Oregon Science Content Standards:

K.1 Structure and function: The natural world includes living and nonliving things.

K.2 Interaction and Change: Living and non-living things move.

Goal: To review what the students have learned about ponds this year and to have fun!

Materials:

- *All Eyes on the Pond* by Michael J. Rosen (or other suitable pond book)
- laminated pond bingo cards (1 per student)
- Beans or Goldfish crackers (25 per student)


Lesson Plan:

1. Begin on the carpet, reading a simple pond book such as *All Eyes on the Pond*, a book that views life from the perspective of some pond animals. Ask students how different animals in the book are able to move (spider on eight legs, water strider on top of the water, fish with its tail through the water, dragonfly with wings, etc.). Leave time for questions.
2. Have students return to their desks or tables. Pass out Pond Bingo cards and 25 or so beans or Goldfish crackers to each student. If using Goldfish, remind the students that they won't be able to play Bingo if they eat the pieces before the game is over.
3. Review the rules of BINGO, pointing out that the recycle symbol is a freebie that they may cover right away.
4. When you call an animal or other picture, say a fact or two to review what the students have learned about it.





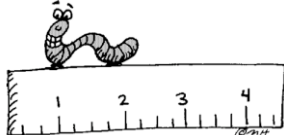


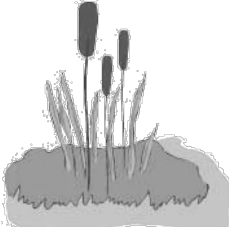






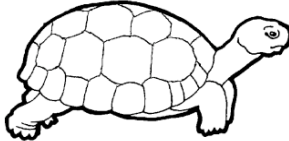




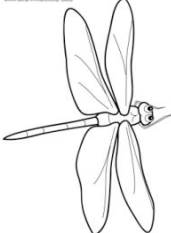

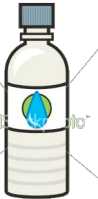



Assessment: How well the students recognize the animals and concepts called for bingo.

GK12 Fellows: Ezzy Cooper and Erin Morgan


Pond BINGO!



Pond BINGO!

Pond BINGO!



Pond BINGO!

